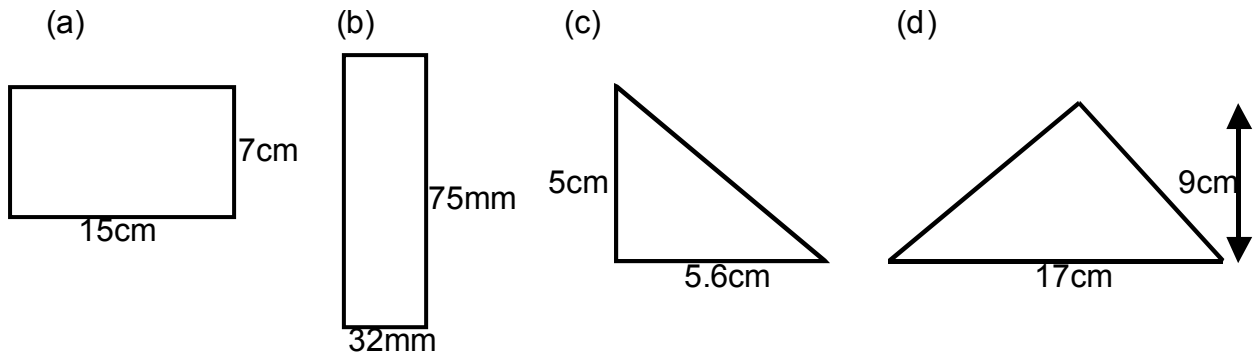
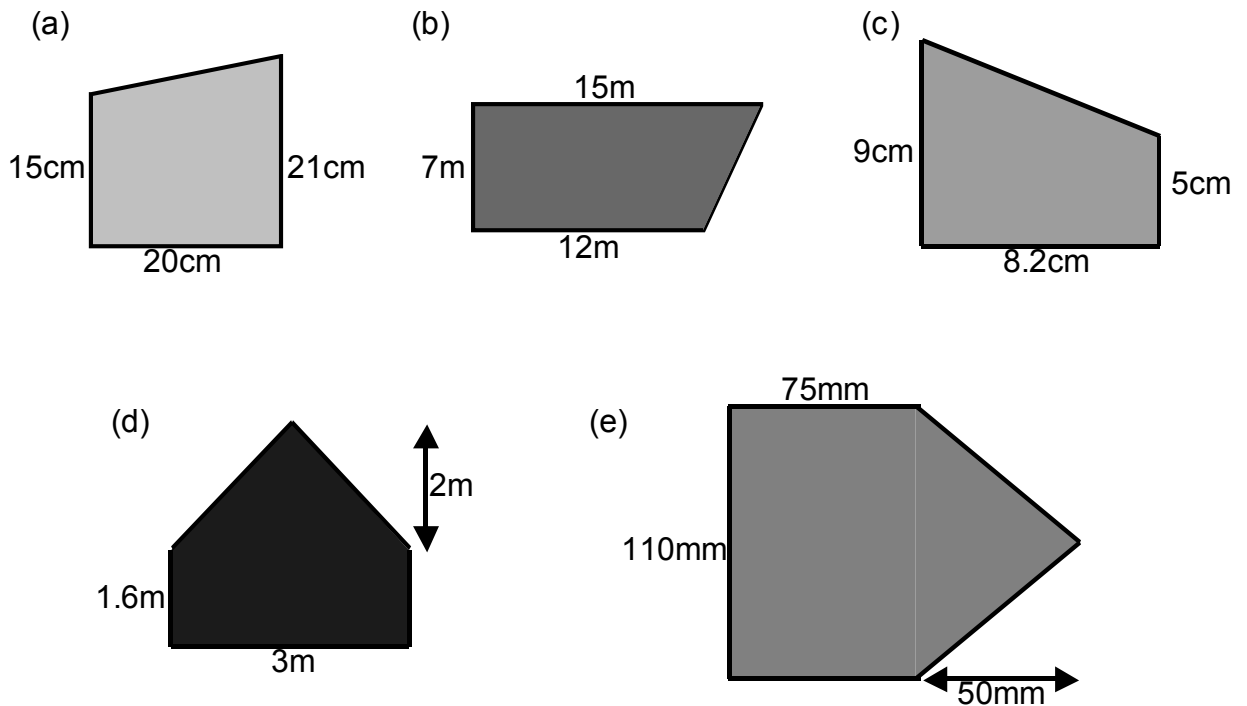


## Composite Areas

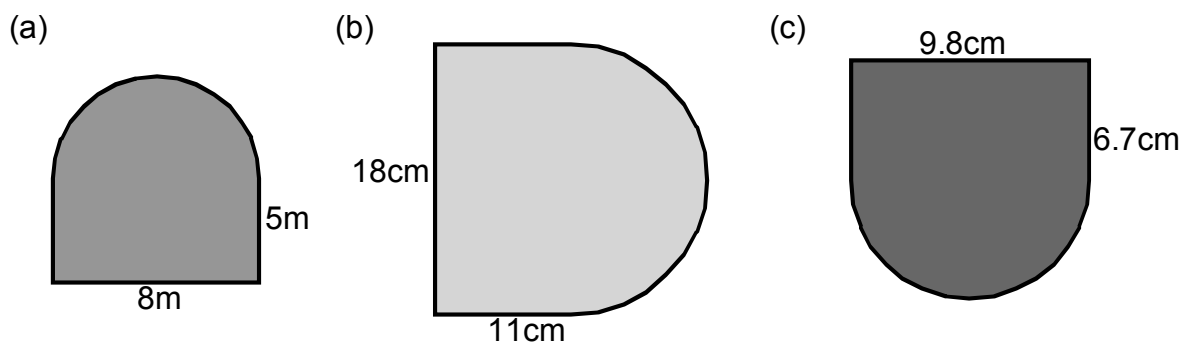
1. Calculate the area of each shape below



2. The shapes below consist of a rectangle and a triangle. Calculate the area of each shape.

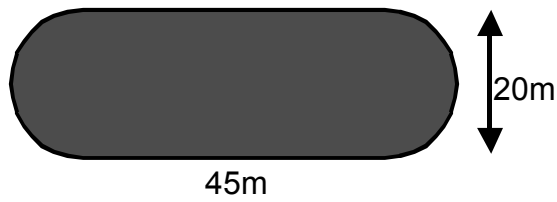


3. The shapes below consist of a rectangle and a semi-circle. Calculate the area of each shape.

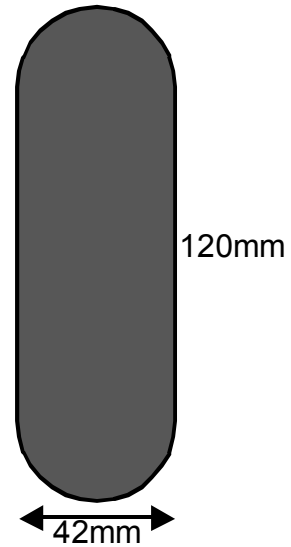


4. The shapes below consist of a rectangle with semi-circular ends. Calculate the area of each shape.

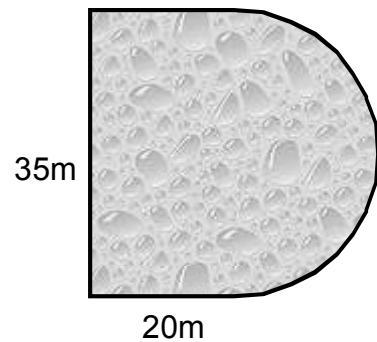
(a)



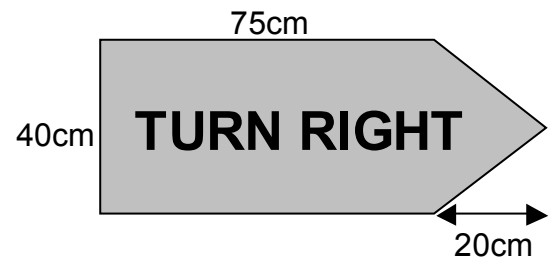
(b)



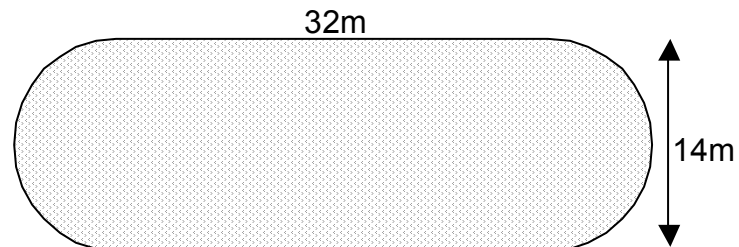
5. A swimming pool is in the shape of a rectangle with a semi-circular end.  
Calculate the area of the swimming pool.



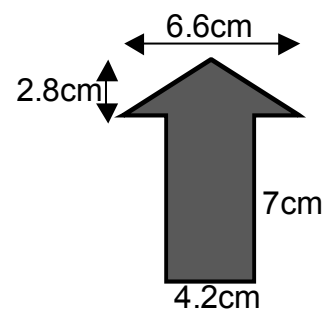
6. A metal road sign is in the shape of a rectangle and a triangle.  
Calculate the area of metal needed to make the sign.




7. A lawn is in the shape of a rectangle with semi-circular ends.  
Calculate the area of the lawn.




8. The diagram opposite shows an arrow shape.  
Calculate its area.



9. The window in a church is in the shape of a rectangle with a semi-circular end.  
Calculate the area of glass in the window.

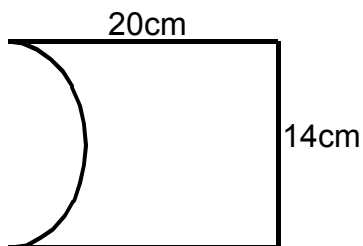


10. The diagram shows the worktop in a kitchen.  
The worktop is in the shape of a rectangle and a with semi-circular ends.  
Calculate the area of the worktop.

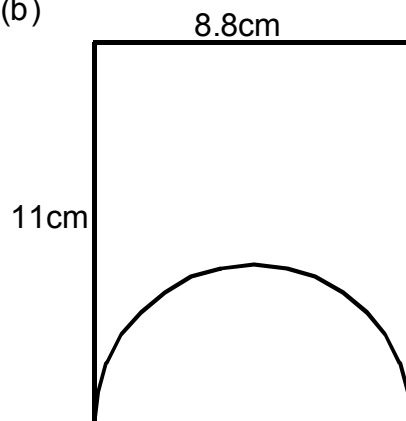


11. In each shape below a semi-circle has been cut from one or both ends of a rectangle.  
Calculate the area in each case.

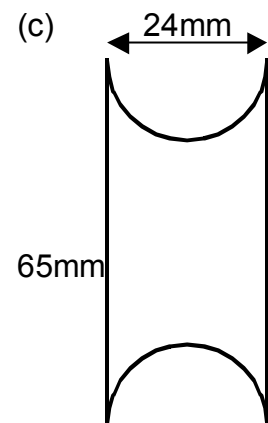
(a)



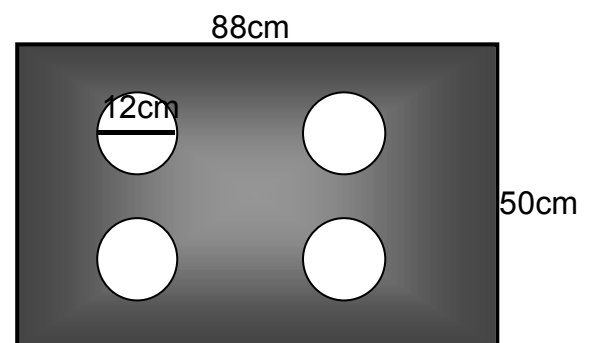
(b)



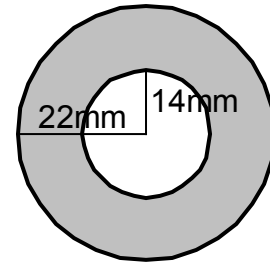
(c)



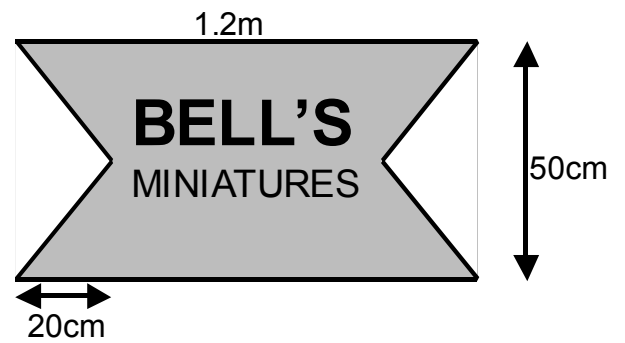
12. The diagram shows a rectangular piece of metal with 4 equally sized circular holes, of diameter 12 cm, cut from it.  
Calculate the area of metal after the holes have been cut out.



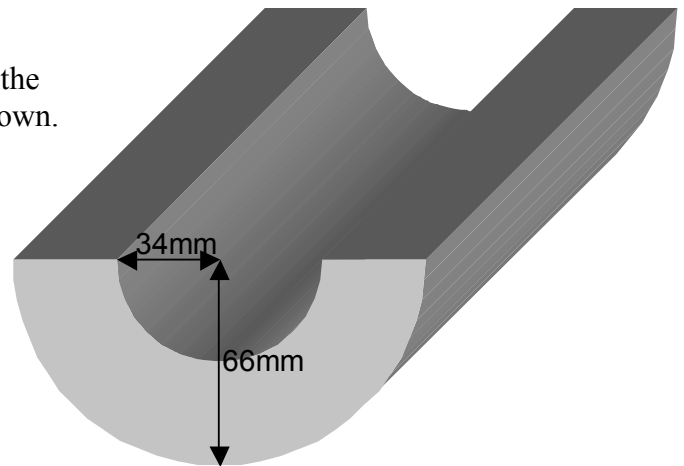
13. The diagram opposite shows a washer consisting of two concentric circles of radii 14 mm and 22 mm. Calculate the surface area of the washer.



14. The logo for a shop selling miniature soldiers is in the shape of a rectangle with triangles removed at each end. Calculate the area of this logo.



15. The end view of a piece of pipe is made up of the area between two semi-circles with radii as shown. Calculate the area of the end of the pipe.



16. A circular disc of diameter 10.2 cm has 9 square holes cut from it. Each square has length of side 2.5 cm.

Calculate the area of the disc after the squares have been removed.

